



FRASER COAST BROMELIAD SOCIETY INC.

NEWSLETTER

Volume 22 Issue 06

June 2026

Office Bearers Contact Details

President:

David Ward
fcbspresident@gmail.com.au
dward@tassie.net.au
 Mobile: 0421 645 255

Vice President:

Giles Blaber
Giles.blaber@optusnet.com.au
 Phone: 0411 721 559

Secretary:

Debra Maczi
fcbsecretary@gmail.com
 Mobile: 0414 757 162

Treasurer:

Janine Blaber
fcbstreasurer@gmail.com
 Mobile: 0413 571 620

Committee Members:

John Hoffmann
 Narelle Hoffmann
 Les Hutchins
 Nigel Thomson

Editor:

Kim Fitzgerald / Lorraine Ward
fcbseeditor@gmail.com
 Mobile: 0409 122 490

Stock Sales:

Jan Hutchins
tintenters@bigpond.com
 Mobile: 0419 799 483

Life Members:

Debbie & Hans Kruger
 Narelle & John Hoffmann
 Karen Thomson
 Maxine O'Shea
 Sue Loughran

June Meeting BBQ Lunch

SATURDAY 27th June

VENUE: 287 John Street Maryborough

11am Monthly Meeting
 Plant of the Month voting
 Plant & Nursery Sales

Presentation:

Tillandsia By Neville Ryan

a long-time collector, grower and hybridizer of bromeliads who will be sharing his knowledge of Tillandsias with us.

Show and Tell

Tillandsias

are the featured topic for **June**

Bring along your plants for 'Show N Tell', also enter them in the Popular vote competition.

You are encouraged to bring along other plants for 'Show N Tell' that are of special interest to you or that you are having challenges with identifying or growing

Popular Vote Competition Variable Categories are:

Neoregelia – under 250mm pot and Tillandsia – mounted

Content of Newsletter

- Management Committee Update
- Show and Tell & Guest Speaker Ray Gough and Jan Hutchins
- Popular Vote Categories 2026
- Out and About - local and overseas
- New Australian Bromeliad Cultivars
- Nursery Supplies
- Diary Dates

JUNE BIRTHDAYS

Happy Birthday



Janine Blaber
 Matthew Perkins
 Ron Southern
 Anne Walsh
 Lorraine Ward
 Graham Spence

Management Committee Update

Our next June meeting will be held at John & Narelle Hoffmans home with a fun BBQ after our meeting. Please be there prior to 11am so we can start on time.

- Address is 287 John Street Maryborough. Any problems or queries please contact Debra Maczi.
- **Pack** a comfy outdoor chair, your favourite cup, a raffle contribution, and a gardening joke or two to share.

Selling The large microphone equipment, far too big for us, is being sold off via marketplace for \$50. Please let Deb know if you want this item before it is listed online. I have all the manuals, etc, it is in great condition.

Christmas in November The committee have made very exciting plans for our Christmas lunch to be held during the last November meeting for the year. The details will be advertised closer to the date so keep that date firmly booked in your diary. You don't want to miss out.

Plant of the Month Our last plant of the month competition will be October's meeting. So keep those entries coming.

Monster Sale Please remember you need to attend at least 4 meetings prior to our monster sale to be eligible to sell at that event.

Don't forget July Meeting - bring a plate to share during our break time at meetings.

Thank you Debra for the update.

Welcome our newest member



Brocherie was previously a member of the Sunshine Coast Bromeliad Society. After a change in circumstances, she sold up and moved to Hervey Bay, where she now resides. The last meeting felt like a trip down memory lane as she reconnected with members and made new friends.

Road Trip Visitors



Rhonda and Ronnie Ruddell, who are from Townsville, joined us at the meeting. At first, members thought they had travelled down just for the day, which gave us all a laugh—Townsville to Hervey Bay in one day would have left them curled up in a corner asleep, or still on the road! In fact, they have been travelling around the countryside wherever the road takes them. It brought to mind Lucky Starr's 1962 song, "I've Been Everywhere". Hope we all see you again in the future Rhonda and Ronnie you're always welcome.



When our doors are open, everyone is welcome to join the meeting, share information and enjoy a chat. At our last gathering, we had an unexpected visitor—a bird flew into the room with a squawk and circled above us. It certainly wasn't an aerodrome, just a surprise feathered guest.

If you know anyone that maybe curious about bromeliads but not sure where to start? Or already enjoy plants and want to meet like-minded people bring them along to join us for a meeting. .

Guest Speakers

Ray Gough and Jan Hutchins Tillandsia Demonstration

Tillandsias are clearly this year's theme, and it is easy to see why.

As the two presentations overlapped, I have combined the key points below.

Preparation


- Clean your tillandsia of debris
- Observe the tillandsia's growth direction and follow the flower's natural line. This will enable you to understand which direction tillandsia is growing for being mounted/hung
- Choose what mounting process and materials you need for your tillandsia e.g. hard mounting or wire.

MOUNTING OPTION



With Del's assistance, Ray demonstrated his technique for **mounting** tillandsias and explained the materials and tools he uses.

Mounting materials



- Ray using cork tiles (not treated) that can be cut into different shapes to fit Ironanthea tillandsia. They come in a pkt of 5 sheets approx. \$20 at Bunnings.
- Jan explained that bottle corks can be cut in half, and Champagne corks are best. Avoid red wine corks, as they are unsuitable for plants.
- Can also use driftwood for a natural look



Glue: for attaching the plant to a mount.

Try not to flood the tillandsia in glue, only need a small amount. (brands in photo)

All mounted ready to label and attach see below

WIRE HANGING



Jan demonstrated her techniques for **wire hanging** tillandsias and explained the materials and tools she uses.

Hanging wire materials

There are several wire hangers that can be used premade or make your own using swivels or without.

- Here are 3 options Jan provided.



Wire choice





- **Wire:** for attaching to create framework.
- It is essential to have the correct thickness of the aluminum wire to support the tillandsia for hanging. Jan uses 1.5 mm and 2.5 mm craft wire and 2 mm wire
- **Aluminum wire ONLY.** Avoid using copper wire as it is toxic to air plants
- **Fishing line or clear thread or cable ties** to secure the plant to the wire frame

Tools used

Jan opened our eyes to quick tip ideas to use to help make the desired framework.

- **Make circles** with wire using dowel rod and small terracotta pot
- Paddle pop sticks, S hooks, swivels
- Several sized pliers, scissors and large tweezers



Tags for both mounted and wire hangers


Options


- **Label** small or large plastic (can be purchased at monthly meeting)
- **Label** old venation blind that can be cut to size, and in most cases free
- **Label attachment** - Craft string or wire to attach
- **Write on tag** - Pencil **Paper-glass-plastic-metal (specialty)**


KEY TAKE AWAY Mastering the technique comes down to using pliers and other tools to bend, twist and shape the wire into circles. One suggestion was to practise making wire hangers while watching TV until the process feels natural.


Thank you, Jan and Ray, for sharing your knowledge and helping everyone better understand Tillandsia mounting and hanging options.


Popular Vote **MAY** Results 2026


	Place	Neoregelia	Exhibitor
	1 st	Lorena Lector	Janine Blaber
	2 nd	Alcatraz	David Ward
	3 rd	Olive Trevor	Val Honeywood


	Place	Patterened Leaf Vriesea	Exhibitor
	1 st	Wild Jean	Stan Wakeley
	2 nd	Patrice x Strawberry Delight	Ray Gough
	3 rd	Ice Candy x Hawaiian Ruby	Janine Blaber


	Place	Flowering Bromeliad	Exhibitor
	1 st	Guzmania Torch Variegated	Nigel Thomson
	2 nd	Guzmania Mia	David Ward
	3 rd	Vriesea Brentwood	Val Honeywood

	Place	Other Genera	Exhibitor
	1 st	Cryptanthus silver zones	Val Honeywood
	2 nd	Billbergia Lemondrop	Nigel Thomson
	3 rd	Aechmea Black Knight	David Ward

	Place	species	Exhibitor
	1 st	Tillandsia cocoensis	Nigel Thomson
	2 nd	Hohenbergia magnispina	Val Honeywood
	3 rd	Aechmea fulgens Pitcairnia smithiorum	David Ward Jan Hutchins

	Place	Tillandsia	Exhibitor
	1 st	Queen's Delight	Nigel Thomson
	2 nd	Roy's Pride	Nigel Thomson
	3 rd	Rothii	Ray Gough

	Place	Foliage	Exhibitor
	1 st	Nepenthus Budah	Val Honeywood
	2 nd	Hyperzia QLD Layered Tassel Fern	David Ward
	3 rd	Philodendron	Janine Blaber

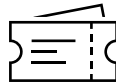
	Place	Novice	Exhibitor
	1 st	Guzmania Wittmackii	G Breeze
	2 nd	Hylaeicum Pendulum	Ian Fitzgerald
	3 rd	Neoregelia Beefstake Neoregelia Hannibal Lector	Peter Maczi Peter Maczi

Raffle Table

Celebrate the joy of giving and growing! Each prize in our raffle is a living reminder that kindness, like a plant, flourishes when shared. From lush indoor greenery to vibrant bromeliads and flowering pots these gifts are more than just plants — they're little bundles of life, ready to brighten homes and hearts.



By entering, you're not only in the running for a beautiful plant companion, but you're also helping our community grow stronger, greener, and more connected.







When you attend our meeting and your birthday month, you receive a FREE raffle ticket. So come along and enjoy!



Out and About

It is wonderful to see members taking part in community activities and supporting horticultural and bromeliad society events.

			
<p>Val Honeywood, Anne Walsh and friends thoroughly enjoyed the day—plants in hand, I'm sure.</p>	<p>Does this remind you of someone?</p>	<p>Dame Edna chose this gentleman for a photo, much to the crowd's delight.</p>	<p>A fun road trip—even without clear signs. Or were we chatting so much that we missed the Esk turnoff and ended up in Blackbutt?</p>

Laidley Garden Club – Congratulations Debbie Kruger tired first with Neoregelia Sandy and Vriesea noid.

The Rocky Show in Rockhampton

Each year, the Rocky Show showcases the talent and skill of our gardeners and horticulturalists, and this year was no exception. Congratulations to Sue Hagedorn.

- 1st and 2nd place in the bromeliad section
- Not mentioned 2nd place in Neo
- 1st and 3rd place for Vriesea
- Then our 1st place Vriesea took out Champion Bromeliad
- Also won the Champion Horticultural Exhibit of the show.



Fraser Coast Agriculture Show 2026



One of the area's most anticipated shows, the Fraser Coast Agriculture Show, brings the community together. Walking through the horticulture section is always a wonderful experience.

Congratulations to John and Narelle Hoffman won Reserve Champion with their Vriesea IN-fell-able and won Grand Champion Orchid of the show

Congratulations to Janine Blaber won prizes for the stunning bromeliads and foliage plants below:



Both are a true reflection of dedication and a love of bromeliads and gardening.

Bromeliad Society Queensland Tillandsia Day

One of the highlights of the conference was the opportunity to learn from some of the bromeliads world's most respected and admired figures. Their wealth of knowledge, years of experience, and willingness to share their passion make them true ambassadors for our hobby. Whether speaking, exhibiting sales or simply chatting with attendees, they inspired us all and reminded us why we love growing Tillandsia and other bromeliads. In no particular order, Stan Walkley, Greg Aizlewood, Bruce Dunstan, Grant Paterson, John Olsen, Pam Butler, Peter Tristam, Chris Larson, Gary May to name a few.

FOOD at the venue was fresh, tasty and delicious and high end coffee in a tea bag for dunking was a thrill.



Chatter in the room was high checking out the raffle table and auction table provided a few high temperatures and sweating for some in participation of the up and coming event. The top price was \$280 for a plant of Tillandsia 'Buck Compton.'



Guest speakers

Jerry Raack (International)



He gave the first session on Bromeliads and Taxonomy. He outlined the principles used to classify bromeliads, and the current "state of play" with respect to bromeliad classification. For example, there are currently 23 recognised genera.

Jerry gave a practical application of these principles to identify an unknown tillandsia (and he concluded that it was a new species!)

Pamela Koide-Hyatt (International)



Pam discussed the recent revision of the *T. mooreana* complex. (It contains such spectacular species as *T. inflata*, *pamelae*, and *mooreana*).

This taxonomic revision has changed the parentage of the popular hybrid, T 'Samantha'. It is now: *T. anatumtoensis* and *mooreana*:



Bromeliad Cultivar Register (11355) 2013-02-20

TILLANDSIA 'Samantha'

Koide-Hyatt P

1989

Medium / large mature rosette to 60cms. diameter x 70cms. tall in spike. Broad, soft, grey/green, recurving leaves. Upright branched inflorescence of pale pink to rose-coloured scape bracts with lateral green-bracted branches and pale yellow flowers. Named after the daughter of one of the leading European distributors, where released in early 2011. In January, 2013 T. Samantha won the Glass Tulip Award 2013 in the Netherlands for the Best New House Plant release in 2012, conducted by Flora Holland. Reg. Doc. 5/2012. Country of origin: **California USA**

Seed Parent: **anatumtoensis (mooreana, Jalisco)**

Pollen Parent: **mooreana (kalmbacheri, Michoacan)**

Parentage updated June 18, 2026 - Based on the taxonomic changes noted in the 2025 Publication: TWO NEW SPECIES OF LARGE TANK-TYPE Tillandsia (Tillandsioideae, Bromeliaceae) FROM WESTERN MEXICO: INSIGHTS ON THE Tillandsia mooreana SPECIES COMPLEX. J. ANTONIO VÁZQUEZ-GARCÍA. Reference: BSI Journal March-April, 2012. pp.90-93. Breeder's Code: Bird Rock Tropicals stock # TX196.



Peter Tristam (QLD)



Peter outlined the *T. edithae* complex. The revision of this complex several years ago resulted in the delineation of several new species/varieties, e.g. *T. barborkae*, *var araucarifolia* and (potentially) *T. iglarii*. He also mentioned that *T. edithae* has been used as a parent in many hybrids and has the potential to be used in even more hybrids.

Chris Larson (Victoria)



Chris discussed the Future of Tillandsias in Australia. He highlighted the difficulties associated with importing tillandsias and suggested other strategies, e.g. growing from seed, to improve the availability of rarer species. Another strategy is to produce new plants through hybridisation using superior clones.

“Show and Tell” session.



A large variety of well grown tillandsias, including many rare ones, were displayed to an appreciative audience.

Nigel Thomson presented Tillandsia ‘Queens Fiesta’, seed Parent: subteres, pollen Parent: flabellata, registered by Pam Koide Hyatt in 1992:

*****STAY TUNED NIGEL IS REGISTERING NEW RELEASE TILLANDSIAS ON BCR SHORTLY*****

*****Nigel’s Birchwood God Eruption has recently been registered and waiting on pups*****

Melindie Hunt outlined how she grows tillandsias at her home at Woody Point, in coastal southern Queensland. She summarised the multi-years' program to develop her shade houses, bromeliad collection, and growing techniques.



Aaron Handley shared his journey in growing tillandsias. He has found innovative, but budget-friendly, ways to grow them, which enables him to maximise the number of tillandsias in a small space, whilst still meeting their growing requirements. Aaron will be our guest speaker in October this year.

John Olsen outlined his approach to growing tillandsias. He shared details of his techniques and mentioned the many people from whom he had learnt over the years.



Did someone say SALE The queue to get through the doors, grab a box and start shopping felt a little like a grocery grab competition—only much friendlier. Around 2,000 plants, including rare specimens and some first releases, were available from interstate and Queensland sellers, and many soon found new homes. As for how much each of us spent, that will remain a conference secret. Let’s just say the real question was how many Tillandsias could fit in a box compared with a Guzmania. It was a great day organised by **John Olsen**.

If you were unable to go this year, pop it on your next year list of things to do in June.

Report by Robert Reily (BSQ) and Kim Fitzgerald

Bromelaid Information

Get to know your family of Bromeliaceae



Label - Perhaps you have heaps of labels gathered together in a pot called “lost & find”. You may like to find out the “origin” of the bromeliad or the “seed parent” and the “pollan parent”. You can even find out if the bromelaid is a *‘hybrid or cultivar’* or who registered the bromelaid, you may even know this person through introduction or shook their hand at a bromelaid meeting or your neighbour. **OR Tip them out and start again!**

As research the original species continues, there maybe name changes to a bromeliad you own. The latest ‘species’ name can be found under **New Bromeliad Taxon List**

Bromeliad Cultivar Register (BCR)	Encyclopedia of Bromeliads	Bromeliad Taxon list:
For the latest Correct identification and spelling of your hybrid or cultivar https://registry.bsi.org/	For the latest species name changes and correct spelling. https://bromeliad.nl/encyclopedia	For the latest species name changes and correct spelling. BSI The new Bromeliad Taxon list

New Cultivar Registrations

The **Bromeliad Cultivar Register (BCR)** is managed by the **Bromeliad Society International (BSI)**, which is the only International Cultivar Registration Authority for Bromeliaceae. There are new cultivar registrations listed by an Australian grower this **month June (date of this newsletter)**. *Data and photographs courtesy of the Bromeliad Cultivar Register (BCR)* Facebook: *Bromeliad Society International BSI* provides information on bromeliad species and related topics, featuring excellent photographs of different bromeliad genera.

*****There were a few registered from New Zealand this month*****

Bromeliad Cultivar Register (18362) 2026-05-28

VRIESEA 'Charmion' Jerome, D. 2017

Mature rosette to approx. 60cm wide x 35cm. high. Light green leaves with dense olive green, tessellated glyph markings and longitudinal lines. Centre leaves bluish greenish pink with prominent dark maroon fingerails. Glyph Group. Reg. Doc. 11/2025 by Cheryl Meadham-Smith. Country of origin: **N.S.W. Australia**

Seed Parent: **Rainbow Beach** Pollen Parent: **Sweet Success**

Bromeliad Cultivar Register (18352) 2026-05-20

BILLBERGIA 'Shanghai Breeze' Przetocki, Vic 20

Tubular vase to 45cm. high. Green/maroon leaves to approx. 6cm. wide with large yellowish cream/pink patches and spots. Semi arching inflorescence to 30cm. long with coral red bracts, green ovaries, light green sepals tipped blue; and coiled, green-petalled flowers. Reg. Doc 11/2025. Country of origin: **Western Australia**

Seed Parent: **'Strawberry Ice' x brasiliensis** Pollen Parent: **Lights Fantastic**

BILLBERGIA 'Voulez-Vou' Przetocki, Vic 2014

Mature vase-shaped rosette to 32cm. tall. Maroon-burgundy leaves to 6.5cm. wide with random, creamy pink spots and irregular silver bands on the reverse side. Semi pendant inflorescence with pink bracts, light green ovaries, light green sepals tipped blue; and flowers with a green throat and coiled, blue tipped, greyish translucent petals with bluish central veins. Reg. Doc. 11/2025. Country of origin: **Western Australia**

Seed Parent: **Cherry Cocktail** Pollen Parent: **Muriel Waterman**

Bromeliad Nursery Supplies Update price list



Thanks to Les and Jan for their faithful work in selling garden supplies. **Have a chat with Jan at the meeting for these and other items FCBS sell.**


NEW The FCBS Inc Price List effective from **24th October 2025**. *Prices are subject to change with new stock orders.*

If you are running short and need something, it would be appreciated if you could contact Jan or Les on 0419 799 483 or email to let them know in advance so they can have your order ready for you at the next meeting, or to make arrangements to pick your order up from their home prior to the meeting.

Description	Price per Item	Status / Comment	Description	Price per Item	Status / Comment
125mm Squat Pot (10pk)	\$3.60		Pencils each	\$6.00	
140mm Squat Pot (10pk)	\$4.80		Paper Sleeves 140mm (10pk)	\$3.50	
140mm Extra Squat Pot (10pk)	\$3.50		Paper Sleeves 170mm (10pk)	\$3.40	
165mm Squat Pot (5pk)	\$3.60		Paper Sleeves 200mm (10pk)	\$3.90	
120mm Squat Pot (5pk)	\$3.90		Fertiliser 500g (slow release)	\$4.50	
4 Leg Hangers (10pk)	\$4.20		Fertiliser 500g (Foliar)	\$6.80	
Labels white large (25pk)	\$2.30				
Labels white small (25pk)	\$2.20				
Labels yellow large (25pk)	\$1.50	For use on sales plants			

It is good getting older as you still learn something new everyday by Ian Fitzgerald

Do you have a quote you like to say, let me know and can share in the newsletter.





FCBS Inc Monthly Meeting Information

Month	Alternate Monthly categories Neoregelia & Tillandsia Bromeliad	Show and Tell Theme	Guest Speaker	Venue
June 27 th	Neoregelia – Up to 250 mm Tillandsia – Mounted	Tillandsia <i>BBQ Lunch incorporating Monthly Meeting and Charity Raffle</i>	Neville Ryan Tillandsia (plants for sale)	Maryborough
July 25 th	Neoregelia – Over 250mm Tillandsia – Potted	Vriesea	Janine & Giles Blaber	Dundowran Hall
August 22 nd	Neoregelia – Up to 250 mm Tillandsia – Mounted	Foliage	Kathryn Fraser talk on Cryptanthus (plants for sale)	Dundowran Hall
September 19 th change of date due to Orchid Society Event on 26th	Neoregelia – Over 250mm Tillandsia – Potted	Aechmea and Alcantarea	Steve Flood	Dundowran Hall
October 24 th	Neoregelia – Up to 250 mm Tillandsia – Mounted	Species	Air Plants by Aaron Handley	Dundowran Hall
November 28 th	Neoregelia – Over 250mm Tillandsia – Potted	Most Dangerous (Spikey) Bromeliad	Mal and Michelle Cameron talk on Vrieseas	
November 28 th	Christmas Celebration			

Editor's Note ...

The Fraser Coast Bromeliad Society Inc. gives permission to all Bromeliad societies to reprint articles in their journals provided proper acknowledgment is given to the original author and the FCBS Inc. Newsletter. Opinions expressed in the publication are those of the individual contributors and may not necessarily reflect the opinions of the Fraser Coast Bromeliad Society Inc. or of the Editor. Authors are responsible for the accuracy of the information in their articles

Bromeliad Society International We simply ask that appropriate credit is given to BSI where applicable. If you need anything specific—such as high-resolution photos without watermarks, additional details, or expanded captions—please let us know and we'll be happy to assist. For final confirmation and any specific requirements for newsletter use, we recommend reaching out to Graeme Barclay, who can advise on what should be included or credited. Thank you again, and we appreciate you helping share this with your community. DATE: April 2026

Until the next newsletter keep growing, sharing, and exploring

Supporting Community Events

Date	Time Open /Close	Event held by	Where	Cost
JULY				
10 - 12 July	8am to 4pm daily	Queensland Garden Show	Nambour Showground, 80 Coronation Ave, Nambour QLD 4560	Entry various prices check web site
Saturday July 25	8am to 12 pm	Bromeliad & Tropical Plants Sale BSQ	Wavell Heights Community Hall Edinburgh Castle Road, Wavell Heights	Free Administration
AUGUST				
15–16 August	TBA	Bundaberg Garden Festival	Bundaberg Recreational Precinct.	
Saturday 22nd	TBA	Marburg Garden and Outdoor Expo	45-55 Queen Street, Marburg	
SEPTEMBER				
Friday 11 th Saturday 12 th	Day/Twilight 8am	Music, glowing lights, delicious street food and boutique makers market, bring blanket and settle in. Bluey and Bingo on stage and rides Street parade Exhibitions Orchid Show, garden club Lockyer Value Regional Day/ Laidley Spring Festival over 3 days	Laidley Streets and grounds you can't miss it	Free
Sunday 13 th	9am to 1pm	Bee Happy Day Arts and Crafts, lively performance, local food and vibrant artisan market. Activities for little ones day out for all the family	Forrest Hills School of Arts Only an hour west of Brisbane.	Free
18th September to 5th October	Over three weekends (School holidays)	Toowoomba Carnival of Flowers Go to the website tcof.com.au for more information.		
Saturday 26th Sunday 27th	Early Start	Wondai Spring Garden Expo	Wondai Showgrounds, 2 - 12 Kent St, Wondai	

Friday 25 th to Sunday 27 th	8am to 4pm on Friday and Saturday, and 8am to 12noon on the Sunday.	Hervey Bay Orchid Show		
Saturday 26 th to Sunday 27 th	8am to 4pm Saturday 8am to 1pm Sunday	Bromeliad & Tropicals Show and Sale	North Lakes State College (Junior Sports Stadium) Innovation Place, North Lakes	Entry \$4.00

Supporting Community Events

Date	Time Open /Close	Event held by	Where	Cost
OCTOBER				
Saturday 3rd	TBA	MALENY SPRING FAIR - 2026 Maleny Garden Club	Maleny Showgrounds Pavilion	Entry fee \$2.00
3rd - 4th October (Long Weekend)	Saturday 8am - 4pm Sunday 8am - 1pm	Bromeliad and Foliage Frenzy Caboolture and Districts Bromeliad Society Inc	Minimbah State School Hall Cnr Walkers Road & Minibah Drive Morayfield	Entry Free Free: Car Bus and Disability parking
Saturday 24th	9.00am - 3.00pm	Queensland Begonia Society Presents the Only Begonia Sale in Queensland	Belmont Shooting Centre, 1485 Old Cleveland Rd. Belmont	Entry \$5.00
NOVEMBER				
Saturday 7 th	9am – 1pm	Ipswich Plant and Lifestyle Fair	Nicholas Street Precinct Ipswich	Entry Free
Saturday 31 st Oct Sunday 1 st Nov	8:30 – 3pm 8:30 – 1pm	Frasier Coast Bromeliad Society Monster Sale	Hervey Bay TAFE 47-95 Urraween Road Urraween, Hervey Bay	Entry Free
21st November 2026	9am-2pm	<u>The Tropic Plant Spectacular</u>	Mt Coot-tha Botanical Gardens 152 Mt Coot-Tha Rd Brisbane	Entry Free
December				

Queensland Gardening Page - event diary

Information	The Queensland Gardening Pages started on www.calyx.com.au but have since been joined by the companion website and gateway queenslandgardening.com . The target audience are Queensland homeowners and other consumers of retail gardening products and services in Queensland. However, the site is also used by members of the horticultural and landscaping industries, in addition to visitors from other parts of Australia and the world.
Website	https://calyx.com.au/eventsdiary.html
Monthly Updates	As more events throughout the year will be scheduled this will be updated and notified in the Newsletter!