



FRASER COAST BROMELIAD SOCIETY INC.

NEWSLETTER

Volume 22 Issue 03

March 2026

Office Bearers Contact Details

President:

David Ward

fcbspresident@gmail.com.au

dward@tassie.net.au

Mobile: 0421 645 255

Vice President:

Giles Blaber

Giles.blaber@optusnet.com.au

Phone: 0411 721 559

Secretary:

Debra Maczi

fcbssecretary@gmail.com

Mobile: 0414 757 162

Treasurer:

Janine Blaber

fcbstreasurer@gmail.com

Mobile: 0413 571 620

Committee Members:

John Hoffmann

Narelle Hoffmann

Les Hutchins

Nigel Thomson

Editor:

Kim Fitzgerald / Lorraine Ward

fcbseditor@gmail.com

Mobile: 0409 122 490

Stock Sales:

Jan Hutchins

tintenters@bigpond.com

Mobile: 0419 799 483

Life Members:

Debbie & Hans Kruger

Narelle & John Hoffmann

Karen Thomson

Maxine O'Shea

Sue Loughran

March Meeting

28th SATURDAY MARCH

VENUE: DUNDOWRAN HALL

12:30pm Plant & Nursery Sales

12:45pm Plant of the Month voting

1:00pm Monthly Meeting starts

Show and Tell

Prickly bromeliad e.g. Dickias, Crypt. Hoenbergia

is the featured topic for March

Bring along your plants for 'Show N Tell', also enter them in the Popular vote competition.

You are encouraged to bring along other plants for 'Show N Tell' that are of special interest to you or that you are having challenges with identifying or growing

Popular Vote Competition Variable Categories are:

Neoregelia – over 250mm pot and Tillandsia – potted

Content of Newsletter

- Management Committee & AGM Update
- Show and Tell & Guest Speaker
- Popular Vote Categories 2026
- Out and about
- Kokedama & Road Trip options
- New Australian Bromeliad Cultivars
- Nursery Supplies
- Diary Dates

MARCH BIRTHDAYS



Giles Blaber
Garry Breeze
Tori Gough
Del Gough
Barry Hagedorn
Sue Hagedorn
Elizabeth Hopper
Stan Walkley
Jan McCart
Ron Murray

Management Committee Update

- Next meeting will be held on Saturday 25th April 2026 (Anzac Day)
- The establishment of a new library is currently underway for future implementation.
- The process of transferring hardware, updates and setting up for the new committee is currently in progress.

President Report

A.G.M of FCBS @ Dundowran Hall President's Review of 2025

David reminisced about the "key to opening the door" he looked around and laughed the "keys are in the bag". The doors are open and we are all here!

Those who attended the Christmas party at the RSL in December 2025 will know that reading a speech is foreign to me. This will be an abbreviation of that speech. So, here is a recap on the year that was and to thank everyone involved. There are many elements to a successful Monthly Meeting: -

Key to open the door – unlock the hall	Newsletter to advertise and provide a record of events	Set up chairs and tables
Organise Plant of the Month	Contributors to Plant of the Month	Contributors to Raffle – Payment for hall hire
Organise and sell raffle tickets	Product sales	Plant sales
Show 'n tell - questions from the floor	Speakers – Billets for the "out of town"	Administration
Media – computer/projection/sound	Administration of secretary, treasure and vice-president	Newsletter – Excellent and interesting record of ideas
Catering – afternoon tea	Cleaning up at the end of the meeting	Key to lock the door to secure premises.

The success of the meeting is not possible without the "least" of these functions! So, to all you lovely members who have contributed to any of these essential tasks I thank you for making these meetings possible, stimulating and so enjoyable.

MONTHLY MEETINGS

Support and contributions to Show 'n Tell have been very enjoyable and educational. They have been a portal to discovery and a sharing of knowledge gained over many years. Guest speakers have been very diverse and create memories.

Lorraine Ward	Lifetime of passion growing edible and decorative plants.
Anne Walsh and Val Honeywood	Sharing some of their passion for foliage and bromeliads.
Sue Loughran	Judge - Plant presentation for competition. Trimming plant leaves to make damaged leaves look natural.
Neville Ryan	Lifetime of fascination with Tillandsias. Also, food for the eyes at John and Narelle's mid-year lunch together.
Ron Murray and Stan Walkley	Gave us a new understanding of what it means to fertilize pots!
Joy Duke	Foliage arranging. Making something beautiful and structured out bits and pieces of plants.
Leslie Hamilton	Passion for her chosen hobby – Cordylines.
Colin Furnell	Earth Life learning about the different soils for the garden and pots
Nigel Thomson	Trip to Hawaii – A reminder of the risk and service to us all bringing bromeliads into the country.
Sue McDonald	A fascinating introduction to the world of Bat Plants – especially the green bat plant.
Ray Gough	A lifetime growing a large collection of tillandsias and the lessons learnt from the journey.

EXTERNAL PARTICIPATION

A special emphasis of the Committee this year has been to publicise the activities of the club with the intent of fostering interest in growing bromeliads and attracting new members to the Society. To this end members have attended and displayed bromeliads at the following events.

Botanic Gardens	Hervey Bay Orchid Society Spring Show
Exhibitors at Maryborough Show, Childers Orchid Show and Queensland	Bromeliad Society Show and Sale
Monster Sale	Fraser Coast Community Expo 2026

All these activities contribute to the goal of introducing and promoting bromeliads to the wider community. An important part of continuing to attend a club is a feeling of connectedness and belonging. Each member can foster this by kindness and inclusion.

MONSTER SALE

This year saw us return to the TAFE hall albeit with much increased costs for hall hire. As for Monthly Meetings there was hard work from all involved which resulted in a successful event. There were good sales with some buyers driving many hours to attend.

- The room full of colourful bromeliads and foliage plants and the spectacular bromeliad display on the stage was an inspiring sight.
- The willingness of members to help and contribute to the diverse tasks was pivotal to the wonderful social weekend.

There is a vast amount of planning and detail that goes into making an event like this happen – much of it unseen and unsung: -

Keys / access to the building OPEN	Planning and organisation	Advertising
Display and plant contributors	Catering	Transport
Helping the buyers	Growers	Keys / access to the building CLOSE

So many details!

We extend our gratitude to the 2025–2026 committee members and all society members for their dedicated efforts in making this Society a distinguished hub for discovery in Fraser Coast – Harvey Bay. Your commitment, engagement, and contributions to community connections are greatly valued.

Now, who has the keys to close the hall today!

President David Ward



Warmly welcomed newly appointed Committee and Steward members serving during the 2026–2027 term of the Fraser Coast Bromeliad Society Inc.

Committee		Committee Stewards	
President	David Ward	Raffle / Welcome Table	Debra Maczi
Vice President	Giles Blaber	Kitchen/Afternoon Tea	Rosalie & Nigel Thomson
Secretary	Debra Maczi	Hall Set up	Members
Treasurer	Janine Blaber	Plant Sales	Anne Walsh & Val Honeywood
Committee Members (3)	John Hoffmann Narelle Hoffmann Les Hutchins Nigel Thomson	Facebook	(2) Kim Fitzgerald To be advised
Editor	Kim Fitzgerald	Popular Vote	Narelle Hoffman
Editor	Lorraine Ward	Competition	
Publicity Officer	Janine Blaber	Stock Sales	Jan Hutchins
Membership Officer	To be advised	Audio/Visual Set-Up	Les Hutchins

Lifetime Membership Sue Loughran

At the January Fraser Coast Bromeliad Society meeting, in recognition of your service, FCBS President David Ward was honoured to award you a Lifetime Membership. Sue your thirteen years of commitment and service across multiple roles were formally recognised, highlighting your invaluable contributions to both the Society and the wider community.



Sue consistently demonstrates a willingness to assist with any task, regardless of its scale or complexity, and approaches every request with dedication and efficiency, without hesitation.

Sue provides steady support to those around her, fostering unity and encouraging collaboration with kindness, respect and resilience.

Overnight accommodation friends and Guest speakers.

Sue excels in event planning and is passionate about bringing people together, to share the world of bromeliads and foliage. Congratulations Sue Loughran from all of us at FCBS.

Show and Tell

Billbergias

By Val Honeywood and Nigel Thomson




Val's expertise in cultivating and cross-pollinating numerous Billbergia plants from seed is highly impressive. Her depth of knowledge and the way she explains the unique qualities of each plant are genuinely inspiring.



Val's box of Billbergias that she showed us was vibrant and everyone very distinctive.

Val discussed a species called meyeri, an unusually tall and slender bromeliad that has striking orange flowers.



Among Len Waite's most notable creations is Talbot Cherry Maple one of his best, the audience agreed.

Val, produced Billbergia Grace Rennie after her niece who had the singing voice of an angel.

AND

Billbergia Owen Quinn after her grandson.



Nigel Thomson



Nigel's sharing his experiences and knowledge sparks curiosity. He discussed naming Billbergia plants with Stewart Beazley, honoring his daughter with Billbergia Kawana Samantha and naming

← Billbergia Kawana Red Herring

Val and Nigel highlighted the tradition of naming Billbergias after family.

Look out! In 2015 Nigel produced Beechwood Pink Bomb and Beechwood Lemon Drop, they have not been released yet. Look out for them in the future.

Thank you, Val and Nigel, for your great presentations.

Guest Speaker

John Hoffmann

Vriesea



Let's begin John walked over to the table with a proud taunt stagger. Then pulled a "quick draw" from under the table and presented a small, folded tarp neatly wrapped. He threw the tarp into the air and as it slowly landed on the table, it covered the area with prestige precision. All eyes were glued to what was occurring in front of them. John's accuracy to provide protection of the table and floors was instinct.

John began his remarks by stating, "My first passion is orchards, and my second is bromeliads." The audience responded with murmurs of curiosity, questioning, "What about Narelle?" John acknowledged their reaction with a brief smile and a subtle chuckle, demonstrating his ability to capture their attention through wit. Shortly thereafter, he adjusted his declaration to sustain the engagement of the crowd.



Then John provided a demonstration of how he takes off the pups. There are 2 methods, Parent plant, put hand down the middle of the pup and parent plant take away a little bit and you will see a nice join, where attached.

John uses a **sharp stiff knife** with point on it the end, he put it between the split plants and cut away.

NOTE: *The joining piece can be very hard to cut depending on the plant, for this John uses a **plaster board knife** approx. \$10.00 (Bunnings) last a long time.*

He takes off the bottom leaves off; you put your fingernail in and pull them off. It's all finished! It will be a good chance that it will establish and grow quickly so...

Boom! When you remove a pup from a Vriesea throw it into a pot and watch it grow. Yes, you heard right! The crowd was silent, looking around viewing other reactions.....

This is very unusual for some in this group of enthusiasts. John had provided them with a challenge which is exactly what this group is about learning and giving it a go attitude.



If you are like John and don't "pot up" very often the grow and flourish.

John chuckled and stated, "It is a bit of trouble to get out of the pot though once matured", he sometimes must cut the pot off he said with a chuckle and smile.


← This one has been sitting in the pot for approx. 6 months! Just put the plant in empty pot and there you go! Audience silence..... but the proof is in the pudding as shown in this photo.

Potting a Vriesea

Just an open mixture, the pots John uses depend on the plant, he likes flat bottom ones, as John said before you don't need potting mix! Another one he likes are a little deeper, or a small pots with lots of holes in the bottom. (chat to John for more details of sizing). It is all about the plant not falling over.

John plant grows up to a metre and used a medium size flat pot, this Vriesea grows nice, big and beautiful. John scoops slow release on the bottom of pot, then pops the Vriesea into the pot and uses general mix and secures the plant into position. Then water the plant it settles the mixture down. **DON'T FORGET THE LABEL !**
John thank you for donating this plant for the raffle table.

There was lot of chatter at afternoon tea, with coffee and cake.



John's pilgrim began in 1993. Upon discovering bromeliads, he became highly enthusiastic about collecting them. He purchased *Vriesea red chestnut* from Nigel, along with several varieties from Jack Cronon (RIP).

It wasn't until ten years later, "silly me" John proclaimed, he went "mad" buying here and there, John had built up his collection with 284 varieties! Wow, the crowd muttered that is a lot. As these plants propagated extensively, managing their proliferation became

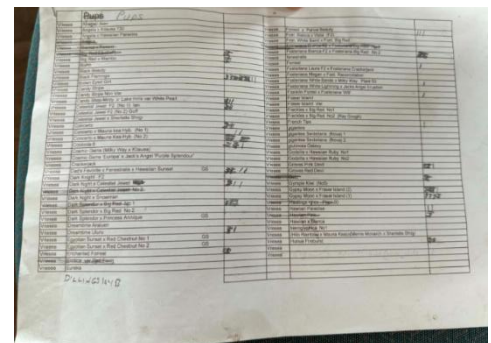
challenging; the property was increasingly filled with multiple "pups," either remaining in pots or being repotted to accommodate their growth.

It was essential, John kept a record to keep tabs if any stock was sold, tossed or missing without him knowing. John's spreadsheet layout works well for him, and he's always willing to help if you need support.

You like them all until you learn more, John explained.

Standing tall, and proud, John confidently let us all know he now owns 188 as of 2026. A clap from the audience on John's achievement as a couple more joined in.

This type of documentation also allowed Narelle and John each 6 months to confirm records and take notes as they went into each shade house for the day.











As the years progressed and seedlings growing, cross pollination with colours and pattern of leaves, and imports from people like Nigel it was exhilarating. We need a shade house or two Narelle!

John researched his requirements for the shade house + more and found.

- They roast in the summer with 50% shade cloth so he places a 70% over the top for hottest part of the year. Then takes it off the other for the rest of the year.
- John doesn't water very much at all and does not fertilise at all as the plant can flower early! However, he does use "a pinch" of slow release mixed in his potting mixture.
- The colour of the plant depends on the light, better colour in more shade.

Boom! Don't forget to shut the gate if you enter the shade house to prevent pests!

Popular Vote February Results 2026

NEOREGELIA Over 250 mm pot			Patterned Leaf VRIESEA		
					
Place	Neoregelia Name	Exhibitor	Place	Vriesea Name	Exhibitor
First	Heat Rash	Val Honeywood	First	In-Fell-Able	David Ward
Second	Neo Little Dazzler	J&N Hoffmann	Second	Pink Tiger	J&N Hoffmann
Third	Fireball	Peter Maczi	Third	N/A	
Flowering bromeliad			Other Genera		
					
Place	Bromeliaceae	Exhibitor	Place	Bromeliaceae	Exhibitor
First	Wallisia Antanio	Anne Walsh	First	Billbergia Talbot Cherry Maple	Val Honeywood
Second	Fulgens	J&N Hoffmann	Second	Aechmea Shogun	David Ward
Third	Vereisea Cathy	David Ward	Third	Billbergia Grace Rennie	Val Honeywood
SPECIES			TILLANDSIA		
					
Place	Name of Species	Exhibitor	Place	Tillandsia Name	Exhibitor
First	Aec. curpurosea	David Ward	First	Tectorum (large form)	Ray Gough
Second	Ques. aluimil	Jan Hutchins	Second	Balbisiana	Jan Hutchins
Third	Neo. lilliputana	Val Honeywood	Third	Neglecta	Kim Fitzgerald
Third	Billbergia meyeri	Val Honeywood			
FOLIAGE			NOVICE		
					
Place	Foliage	Exhibitor	Place	Genus	Exhibitor

First	Philodendron pink Princess	David Ward	First	Neo Monstrasus	Peter Maczi
Second	Alocasia scalprum Golden rat tail cactus	Ray Gough Ian Fitzgerald	Second	Neo NID	Kim Fitzgerald
Third	Never Never plant Anthurium variegated Coleus	Peter Maczi Anne Walsh Val Honeywood	Third	Neo NID	Kim Fitzgerald

Flowering Bromelads



Raffle Table

Celebrate the joy of giving and growing! Each prize in our raffle is a living reminder that kindness, like a plant, flourishes when shared. From lush indoor greenery to vibrant bromeliads and flowering pots these gifts are more than just plants — they're little bundles of life, ready to brighten homes and hearts.

By entering, you're not only in the running for a beautiful plant companion, but you're also helping our community grow stronger, greener, and more connected. When you attend our meeting and your birthday month, you receive a FREE raffle ticket. So come along and enjoy!



Out and About



Wave goodbye for now and wave hello Gladstone as Sue arrives



Sue is actively involved in both the bromeliad and gardening communities and she's sure to flourish in Gladstone surrounded by loved ones. Notably, Sue serves as an international Judge for bromeliads—an accomplishment she values deeply—and she takes pleasure in sharing her expertise throughout Australia as well as learning more. As Sue settles into her new home in Gladstone, she is encouraged to embrace the journey ahead with plenty of smiles and laughter from family and friends. Looks what's coming!

Gladstone Orchid & Foliage Society Inc
© Public group - 865 members

The Easter Show and Plant Sale will be held soon, offering a variety of foliage, orchids, and other plants for everyone to enjoy.

Bunnings Visit

With a bit of free time in Bunnings, I headed straight to the garden centre—naturally! The vibrant colours and fragrant lavender, along with blooming native rosemary, instantly lifted my spirits. The foliage plants were lush and green, making me wish I could set up a table and chair right there in the nursery, savour a coffee and cake, and simply relax with my hat and garden tools in hand. Reality struck, though—I had too many things to do in the limited time I had, and the clock was ticking! Yet, as I wandered through the store, I discovered some foldable crates and couldn't help but think about how handy they'd be for transporting bromeliads and easy stackable storage.



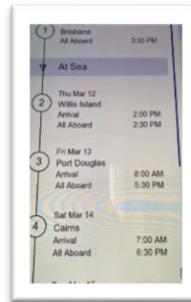
Grand Princess Cruise




Talking to Deb about her and Peter's eight-day trip on the Crown Princess was refreshing. She enjoyed describing how relaxing it was, thanks to the many options available on board. They indulged in fantastic meals with a variety of cuisines, and explored themed music venues where they could unwind and soak up the atmosphere. The nightly theatre shows made their journey thoroughly enjoyable, providing a slow and easy pace—just what they were looking for!



You have plenty of choices for your next trip. Bromeliads aren't available onboard, but you might see them on tours depending on the destination stop overs.



Bundaberg Bush House and Garden Club Inc.



Take a relaxing drive up or down to for a 1-day sale! Day after the FCBS In meeting on 28th March 2026. Please share your recent purchase on our Facebook page.

Kokedama



While browsing Facebook for various garden ideas, I came across a fascinating technique used in bonsai Kokedama. It's remarkably adaptable to different types of foliage plants and bromeliads, which I thought would be interesting to share with everyone.

What is Kokedama?

Kokedama is an ancient Japanese gardening art deeply connected to bonsai traditions. The word "kokedama" translates as "koke" for moss and "dama" for ball. This technique centers around forming a ball of soil to hold a plant's roots, then wrapping it with moss to create both structure and visual interest.

FACEBOOK



Where can I learn to make?

I have chatted with Romaine, who has expressed that your participation would be welcome at either of the workshops or at the Wondai Autumn Garden Expo, if interested give Romaine a call to book. (See below for travel options lets chat)

KOKEDAMA Workshops with Romaine
Thursday 4th June at [Kingaroy Regional Art Gallery](#) &
Saturday 6th June at [Amethyst Moon](#)

Join me for a creative and hands on Kokedama Workshop and discover the beautiful Japanese art of moss ball planting.

- For just **\$65 per person**, enjoy a relaxed and inspiring 2-hour workshop **10am – 12 noon** where you'll learn how to create your own stunning kokedama to take home.
- Kokedama, meaning "moss ball," is a centuries old Japanese gardening technique where plants are wrapped in soil and moss instead of being placed in traditional pots.

In this guided session, I will take you step by step through the entire process; from selecting and preparing your plant, shaping the soil mixture, wrapping with coconut fibre and binding with jute twine; to caring for your finished creation.

- You will then then make a beaded hanger to complement your Kokedama and take home a care card. This workshop is perfect for beginners and plant lovers alike. No prior experience is needed, just bring your enthusiasm! However just be aware that Kokedama can become addictive.
- All materials are supplied by me and you'll leave with a beautiful, handcrafted kokedama ready to display in your home or gift to someone special. I would love you to enjoy a welcoming atmosphere, step by step guidance and the satisfaction of creating your own living artwork.

Spaces are limited to ensure personal attention, so secure your place for payment later and experience some creative fun. Kind regards, Romaine 0401 289922 🍷🦋 (information Facebook Ramesa Nursery)

- Also, YouTube offers reels for learning how to make Kokedama.

Where can I purchase?

Ramesa Nursery (Peter & Romaine)



Ramesa Nursery
100-102 Main St, Kingaroy, NSW 2615
0401 289922
www.ramesanursery.com.au

Wondai Autumn Garden Expo

Ramesa Nursery (Peter & Romaine) will be there with a huge variety of plants from \$5.00 each and Kokedama for sale!

Road Trip April 11th and April 12th



You may choose to organise a road trip for a weekend getaway and attend **BOTH**


- WONDAI AUTUMN GARDEN EXPO
- IPSWICH GARDEN SPECTACULAR

Whether travelling individually or with a group, these events offer an enjoyable and refreshing break for all. Make sure that there is room in the car for HEAPS of plants take a trailer or minibus! Now who has a minibus or trailer. 😊



Ipswich and Districts Bromeliad Society

371 likes · 419 followers
The club is about people discussing and learning about their love of bromeliads!
#Community



Road Trip April 18th and April 19th



You may choose to organise a road trip for a weekend getaway and attend **BOTH**

- Queensland Begonia Society Presents the Only Begonia Sale in QLD
- Bromeliad & Tropicals Autumn Show & Sales (BSQ)




Begonia Lovers, Collectors, and People who definitely don't need another plant..... this one's for you! Come along and explore an incredible range and diversity of Begonias for Sale, plus a tempting selection of other Tropical Plants that will almost certainly end up coming home with you. Lee Thorneycroft will also be giving a talk on Propagating Begonias, followed by a Q&A session - so bring your questions, curiosity, and possibly a slightly larger car than you planned. Whether you're a seasoned collector or just beginning your Begonia obsession, this

is a rare chance to see so many beautiful plants in one place. Consider this your official warning: you will probably leave with more plants than you intended. See You There!



Bromeliad Society of Queensland

Admin
2,813 posts



You may decide to do both weekends or plan for next year!



As the **World Bromeliad Conference 2026** approaches, this event promises to be unmissable once it's shared on FACEBOOK. Stay tuned! *If you know someone that is attending and maybe interested in coming along as a guest speaker, please let the committee know.*

Follow us on Facebook: Fraser Coast Bromeliad Society
Share your experiences and stories of bromeliads with the group!



Fraser Coast Bromeliad Society

When I was a kid, I wanted to be older.... This is not what I expected





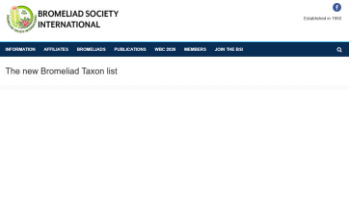
If you need support with Facebook—such as downloading the app, logging in, or navigating the site—it is advisable to seek assistance from individuals who possess greater familiarity with the platform perhaps a younger age.....

Bromeliad Information
Get to know your family of Bromeliaceae



Label - Perhaps you have heaps of labels gathered together in a pot called “lost & find”. You may like to find out the “origin” of the bromeliad or the “seed parent” and the “pollan parent”. You can even find out if the bromeliad is a **‘hybrid or cultivar’** or who *registered* the bromeliad, you may even know this person through introduction or shook their hand at a bromeliad meeting or your neighbour.

As research the original species continues, there maybe name changes to a bromeliad you own. The latest ‘species’ name can be found under **New Bromeliad Taxon List**

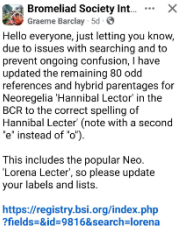
Bromeliad Cultivar Register (BCR)	Encyclopedia of Bromeliads	Bromeliad Taxon list:
For the latest Correct identification and spelling of your hybrid or cultivar https://registry.bsi.org/	For the latest species name changes and correct spelling. https://bromeliad.nl/encyclopedia	For the latest species name changes and correct spelling. BSI The new Bromeliad Taxon list
		

New Cultivar Registrations

The **Bromeliad Cultivar Register (BCR)** is managed by the **Bromeliad Society International (BSI)**, which is the only International Cultivar Registration Authority for Bromeliaceae.

There are new cultivar registrations listed by an Australian grower this month **March (date of this newsletter)** are nil. *Data and photographs courtesy of the Bromeliad Cultivar Register (BCR)*

Facebook: *Bromeliad Society International BSI* provides information on bromeliad species and related topics, featuring excellent photographs of different bromeliad genera.

Facebook Page: Bromeliad Society International BSI			
Posted by	Information correct spelling of names	Genera	Correct spelling Updated BCR Bromeliad Cultivar Register
<p>Graeme Barclay</p> 	<p>Hello everyone, just letting you know due to issues with searching and to prevent ongoing confusion. I have updated the remaining 80 odd references and hybrid parentages for Neoregelia "Hannibal Lector" in the BCR to the correct spelling of Hannibal Lector (note with a second "e" instead of "o")</p> <p>This includes the popular Neo. "Lorena Lector", so please update your LABELS AND LISTS.</p> <p><i>Note this was reposted on Facebook East London Bromeliad Society South Africa</i></p>	<p>Neoregelia Neoregelia</p>	<p>Hannibal Lector Lorena Lector</p>

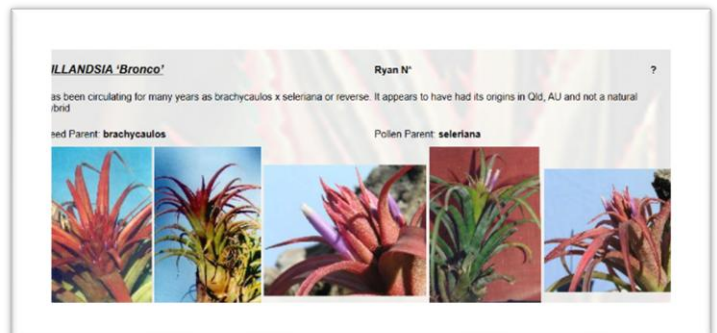
Naming a new Bromeliad

The NRL season began on March 1st. Fans of league are excited about watching or attending the games here and interstate. Checked out the Bromeliad Cultivar Register, "Bronco" and "Titan" are names given to specific Bromeliad cultivars by Neville Ryan and Mal and Michelle Cameron.

HOWEVER

Those naming a new bromeliad can still choose

"Dolphins"  or "Cowboys,"  after Queensland teams!



Bromeliad Nursery Supplies Update price list

NEW The FCBS Inc Price List effective from **24th October 2025**. *Prices are subject to change with new stock orders.*
 If you are running short and need something, it would be appreciated if you could contact Jan or Les on 0419 799 483 or email to let them know in advance so they can have your order ready for you at the next meeting, or to make arrangements to pick your order up from their home prior to the meeting.

Description	Price per Item	Status / Comment
125mm Squat Pot (10pk)	\$3.60	
140mm Squat Pot (10pk)	\$4.80	
140mm Extra Squat Pot (10pk)	\$3.50	
165mm Squat Pot (5pk)	\$3.60	
120mm Squat Pot (5pk)	\$3.90	
4 Leg Hangers (10pk)	\$4.20	
Labels white large (25pk)	\$2.30	
Labels white small (25pk)	\$2.20	
Labels yellow large (25pk)	\$1.50	For use on sales plants
Pencils each	\$6.00	
Paper Sleeves 140mm (10pk)	\$3.50	
Paper Sleeves 170mm (10pk)	\$3.40	
Paper Sleeves 200mm (10pk)	\$3.90	
Fertiliser 500g (slow release)	\$4.50	
Fertiliser 500g (Foliar)	\$6.80	



Paper Covers

These paper covers are brilliant especially when travelling to protect your plants. Also for those beauties, that spread their leaves over pots. They come in different sizes.



Special offer: Extra Squat potts

140mm x 10 pack \$3.50



Have a chat with Jan at the meeting for these and other items FCBS sell.



FCBS Inc Monthly Meeting Information

Month	Alternate Monthly categories Neoregelia & Tillandsia Bromeliad	Show and Tell Theme	Guest Speaker	Venue
April 25 th Anzac Day	Neoregelia – Up to 250 mm Tillandsia – Mounted	Neoregelia	TBA	Dundowran Hall
May 23 rd	Neoregelia – Over 250mm Tillandsia – Potted	Guzmania / Flowering Vriesea	Jan Hutchins & Ray Gough Tillandsia (demo)	Dundowran Hall
June 27 th	Neoregelia – Up to 250 mm Tillandsia – Mounted	Tillandsia <i>BBQ Lunch incorporating Monthly Meeting and Charity Raffle</i>	Neville Ryan	Maryborough
July 25 th	Neoregelia – Over 250mm Tillandsia – Potted	Vriesea	TBA	Dundowran Hall
August 22 nd	Neoregelia – Up to 250 mm Tillandsia – Mounted	Foliage	TBA	Dundowran Hall
September 26 th	Neoregelia – Over 250mm Tillandsia – Potted	Aechmea and Alcantarea	Steve Flood	Dundowran Hall
October 24 th	Neoregelia – Up to 250 mm Tillandsia – Mounted	Species	TBA	Dundowran Hall
November 28 th	Neoregelia – Over 250mm Tillandsia – Potted	Most Dangerous (Spikey) Bromeliad	TBA	Dundowran Hall

Editor's Note ...

The Fraser Coast Bromeliad Society Inc. gives permission to all Bromeliad societies to reprint articles in their journals provided proper acknowledgment is given to the original author and the FCBS Inc. Newsletter. Opinions expressed in the publication are those of the individual contributors and may not necessarily reflect the opinions of the Fraser Coast Bromeliad Society Inc. or of the Editor. Authors are responsible for the accuracy of the information in their articles

Supporting Community Events

Date	Time Open /Close	Event held by	Where	Cost
APRIL				
Saturday 3 rd Sunday 4 th	9am – 4pm 9am – 4pm	Gladstone Orchid & Foliage Society Easter Show and Plant Sale	Bill Robertson Toyota, 80-84 Hanson Road, Gladstone, 4680	Free
Friday 10 th Saturday 11 th	10am – 3pm 9am – 3pm	Plant and Floral Fair	Brisbane Botanic Gardens Mt. Coot-tha, Toowong.	
Saturday 11th Sunday 12th	8am - 4.00pm 8am -1pm	Wondai Autumn Garden Expo	Wondai Sportsgrounds Buny Highway Wondai	Entry Various
Saturday 11th Sunday 12th	8.30am – 2.00pm 8.30am – 1.00pm	Pine Rivers Orchid Society Autumn Show	Kallangur State School Hall, Old Gympie Rd, Kallangur (near Storey St corner).	Entry \$5.00
Saturday 17th Sunday 18th	8am - 4.00pm 8am -1pm	Bromeliad & Tropicals Autumn Show & Sales (BSQ)	NEW LOCATION John Paul College – The Coleman Centre, Gate 1, John Paul Drive, Daisy Hill	Entry \$4.00
Sunday 18 th	9.00am - 3.00pm	Queensland Begonia Society Presents the Only Begonia Sale in Queensland!	Belmont Shooting Centre, 1485 Old Cleveland Rd. Belmont	Entry \$5.00

Supporting Community Events

Date	Time Open /Close	Event held by	Where	Cost
MAY				
Saturday 2nd Sunday 3rd (long weekend)	8am - 4pm 8am - 1pm	Bromeliad and Foliage Frenzy Caboolture and Districts Bromeliad Society Inc	Minimbah State School Hall Cnr Walkers Road & Minimbah Drive Morayfield	Entry Free
Saturday 16 th Sunday 17 th	TBA	Queensland Rose Society Inc. Autumn Rose Show	Mt Coot-tha Botanical Gardens 152 Mt Coot-Tha Rd Brisbane	TBA
21 May - 22 May	TBA	Fraser Coast Agriculture Show Society Inc.		TBA
Saturday 23rd May	9am - 2pm	The Tropic Plant Spectacular	Mt Coot-tha Botanical Gardens 152 Mt Coot-Tha Rd Brisbane	Entry Free
JUNE				
Saturday 6 th June	9am – 1pm	Ipswich Plant and Lifestyle Fair	Nicholas Street Precinct Ipswich	Entry Free
Saturday 6 th June Sunday 7 th June	9am – 3pm 9am – 2:30pm	Cactus & Succulent Society of Queensland Inc. Annual Show	Belmont Shooting Centre, 1485 Old Cleveland Rd Belmont	Entry \$5.00
Saturday 20 th June	8am	Esk Garden Fair	Various parking location see Facebook or website	Entry \$5.00 Online or at gate
JULY				
10 - 12 July	8am to 4pm daily	Queensland Garden Show	Nambour Showground, 80 Coronation Ave, Nambour QLD 4560	Entry various prices check web site

AUGUST				
15–16 August	TBA	Bundaberg Garden Festival	Bundaberg Recreational Precinct.	
Saturday 22nd	TBA	Marburg Garden and Outdoor Expo	45-55 Queen Street, Marburg	
SEPTEMBER				
18th September to 5th October Over three weekends (School holidays)		Toowoomba Carnival of Flowers Go to the website tcof.com.au for more information.		
OCTOBER				
3rd - 4th October (Long Weekend)	Saturday 8am - 4pm Sunday 8am - 1pm	Bromeliad and Foliage Frenzy Caboolture and Districts Bromeliad Society Inc	Minimbah State School Hall Cnr Walkers Road & Minibah Drive Morayfield	Entry Free Free: Car Bus and Disability parking
Saturday 24th	9.00am - 3.00pm	Queensland Begonia Society Presents the Only Begonia Sale in Queensland	Belmont Shooting Centre, 1485 Old Cleveland Rd. Belmont	Entry \$5.00
NOVEMBER				
Saturday 7 th	9am – 1pm	Ipswich Plant and Lifestyle Fair	Nicholas Street Precinct Ipswich	Entry Free
		Frasier Coast Monster Sale		
21st November 2026	9am-2pm	The Tropic Plant Spectacular	Mt Coot-tha Botanical Gardens 152 Mt Coot-Tha Rd Brisbane	Entry Free

Queensland Gardening Page - event diary

Information	The Queensland Gardening Pages started on www.calyx.com.au but have since been joined by the companion website and gateway queenslandgardening.com . The target audience are Queensland homeowners and other consumers of retail gardening products and services in Queensland. However, the site is also used by members of the horticultural and landscaping industries, in addition to visitors from other parts of Australia and the world.
Website	https://calyx.com.au/eventsdiary.html
Monthly Updates	As more events throughout the year will be scheduled this will be updated and notified in the Newsletter!