



# Bromelcairns



**Bimonthly Newsletter of Cairns Bromeliad Society Inc. 2021 #3**

*P.O. Box 28 Cairns Queensland 4870 Australia*

<b>President</b>	<b>Steven French</b>	<b>0740322283</b>
<b>V-President</b>	<b>Karen Stevens</b>	<b>0740361086</b>
<b>Secretary</b>	<b>Lynn Hudson</b>	<b>0740533913</b>
<b>Minutes Secretary</b>	<b>Frances Boyd</b>	<b>0740552550</b>
<b>Treasurer</b>	<b>Janice West</b>	<b>0427120631</b>
<b>Librarian</b>	<b>Max Smith</b>	<b>0427938478</b>
<b>Editor</b>	<b>Lynn Hudson</b>	<b>0740533913</b>
<b>Editor Assist.</b>	<b>Frances Boyd</b>	<b>0740552550</b>
<b>Concierge</b>	<b>Nalda Wilson</b>	<b>0740544825</b>
<b>Pop. Vote Steward</b>	<b>Josie Cannon</b>	<b>0437787788</b>
<b>OIC Raffles</b>	<b>Karen Stevens</b>	<b>0740361086</b>



**Honorary Life Member - Grace Goode O.A.M.**

**Honorary Life Member - Kay Edington**

**Life Members - Lynn Hudson, Robert (Bob) Hudson, Dave Weston**

\*\*\*\*\*

**Aims of the Society**

**Promote and Develop Interest in Bromeliads through Friendship  
To Co-operate with similar Clubs throughout the World**

\*\*\*\*\*

**Membership Fee:** \$15 Single, \$25 Family, Country Member \$25.  
\$7.50 junior (if not in family membership)

**Meetings start at 1.pm sharp first Saturday of the month.**

Please bring a cup and a chair.

**Library:** All books & magazines borrowed are to be returned in good order to the following meeting. If not on wait list, they may be rebooked.

**Plant Display/Sales:** To participate, a member must be financial and circumstances permitting, have attended at least three meetings in the past six months.

Where the society is charged a stall fee - 20% of sales are deducted for club funds.

No charge venue & meetings - 10% of sales is deducted.

All plants to be clean, free of disease, named and price tagged.

**Show Plants:** Must be the property of and in the custody of the entrant for the past three months. For Society Shows the entrant must be financial and have attended at least three meetings during the past six months.

**Pens, Plant Tags & Pots:** available at each meeting.

**If reprinting article, wholly or in part, please acknowledge Author & Newsletter.**  
Any article &/or Bromelcairns will be Emailed on request to [lynnie@ledanet.com.au](mailto:lynnie@ledanet.com.au)



# Club Activities & Around the Members

MAY - another good attendance and excellent plants on show.

## MINI SHOW - Guzmania & Vriesea

### Guzmanias

'Irene' by Max Smith    *vittata* by Aaron Smythe

enlarged *vittata* flower head yet to open



*wittmackii* by Lynn



### Vrieseas

1st. Vr.'Splendide Vista' by Marina Gurtzis

2nd. Vr.'Red Chestnut' x 'Angelina' by Darryl Lister

Vriesea 'Astrid'

by Frances Boyd



Other *Vrieseas* shown

< Vr. 'Patrice' by Steven

*Vr. fenestralis* by Max >



## May - Popular Vote

### Bromeliad

1st *Vr.* 'Montezuma's Gem' - Marina Gurtzis >>>>

2nd. *Vr.* 'White Cloud' - Frances Boyd

3rd. *Neo.* 'Canvey Pink Swirl'




### Cryptanthus

1st. *Crypt.* 'Mystic Black' - Karen Stevens

2nd. *Crypt.* 'Black Mystic' - Marguerite Sexton

3rd. *Crypt.* 'Donna's Delight' - Lynn Hudson




### Tillandsias

1st. *Till andreana* - Nalda Wilson

2nd. *Till. brachycaulos* Mexican - Dave Weston

3rd. *Till bulbosa* large form - Marguerite Sexton



## JUNE Our Show Time!

**Champion & Grand Champion *Tillandsia hildae* - Dave Weston**

**Runner Up *Goudea* 'White Windows' - Lynn Hudson**

**Champion Bromelioideae Max Smith. Champion Tillandsioideae Lynn Hudson**

**1. *Aechmea*** 1<sup>st</sup> *Aechmea* 'Chantess' Lynn Hudson, 2<sup>nd</sup>. 'Electric Light' Aaron Smythe, 3<sup>rd</sup>. 'Snow Beau' Lynn Hudson

**2. *Billbergia* / *Quesnelia*** - 1<sup>st</sup> *Billbergia* 'Deviation Road' Aaron Smythe, 2<sup>nd</sup> *Quesnelia* 'Raphael Olivera' Dave Weston, 3<sup>rd</sup>. *Billbergia stenopetala* Aaron Smythe,

**3. *Cryptanthus*** 1<sup>st</sup>. *Crypt.* 'Milky Way' seedling Dave Weston 2<sup>nd</sup> *Crypt* 'Brendan' Dave Weston 3<sup>rd</sup>. *Crypt.* 'Thriller' Lynn Hudson

**4. *Neoregelia small*** 1<sup>st</sup>. *Neo.* 'Break of Day' Lesley Hepburn, 2<sup>nd</sup> *Neo. guttata* Lynn Hudson, 3<sup>rd</sup>. *Neo.* 'Stars & Stripes' Lynn Hudson

**5. *Neoregelia medium*** 1<sup>st</sup>. *Neo.* 'Inkwell' Steven French, 2<sup>nd</sup>. *Neo.* 'Bill Morris' Steven French, 3<sup>rd</sup>. *Neo.* 'Dorothy' Lesley Hepburn

**6. *Neoregelia Large*** 1<sup>st</sup>. *Neo.* 'Red Tiger x Spines' Max Smith, 2<sup>nd</sup>. *Neo.* 'Odyssey' Max Smith, 3<sup>rd</sup>. 'Rainbow' Steven French

**7. *Sincorea* / *Orthophytum*** 1<sup>st</sup>. *Sincoraea* 'Galactic Warrior' Lynn Hudson, 2<sup>nd</sup>. *Orthophytum gerkenii* Lynn Hudson, 3<sup>rd</sup>. *Sincoraea* 'Andarai' Aaron Smythe

**8. *Hohenbergia*** 1<sup>st</sup>. *Hoh.* 'Ouchii' Aaron Smythe

**9. Flowering Bromelioideae** 1<sup>st</sup> *Ronnbergia vetchii* Dave Weston, 2<sup>nd</sup>. *Billbergia* 'Ned' Lesley Hepburn, 3<sup>rd</sup>. *Fosterella spectabilis* Karen Stevens

**10. Multiple Bromelioideae.** 1<sup>st</sup>. *Crypt.* 'Foster's Zone' Josie Cannon, 2<sup>nd</sup>. *Quesnelia* 'Tim Plowman' Lynn Hudson, 3<sup>rd</sup>. *Neo.* 'Annik' Dave Weston

**11. *Dyckia*/*Dueterochonia*/*Hechtia*, *Enchilorium*** 1<sup>st</sup>. *D.* 'Rolling Stone' Lynn Hudson, 2<sup>nd</sup>. *Dyckia maritimus* Lynn Hudson, 3<sup>rd</sup>. *Dyckia* 'Yellow Glow' Dave Weston.

**12 Other Bromelioideae** 1<sup>st</sup>. *Canistrum* 'Black Sands' Lesley Hepburn, 2<sup>nd</sup> *Wittmackii braziliensis* Aaron Smythe, 3<sup>rd</sup> *Neoglaziovioi variegata* Aaron Smythe.

**Grand Champion**

**Champion Bromelioideae, Champion Tillandsioideae**



- 13. Intergeneric Bromelioideae** 1st. *xHohenmea* 'Valley Shadow Totem' - Aaron Smythe, 2nd *xNeomea* Valley Silverback' Aaron Smythe, 3rd. *xBiltanthus* 'Goodale' Lynn Hudson
- 14. Guzmania** - nil entries
- 15. Guzmania Flowering** 1st. *Guzmania vittata* Aaron Smythe
- 16. Vriesea, Goudaea, Lutheria** 1st. *Goudaea* 'White Windows' Lynn Hudson, 2nd. *Goudaea* 'Batic' Lynn Hudson, 3rd. *Vriesea (hieroglyphica x 'Pam Ward')* Lynn Hudson
- 17 Vriesea Flowering** *Vriesea* Lesley Hepburn
- 18. Tillandsia Small** 1st. *Till andreana* Marguerite Sexton, 2nd. *Till zebrina* Marguerite Sexton, 3rd. *Till. ionantha* Marguerite Sexton
- 19 Tillandsia Medium** (50 -300mm) Lemeitonia, Wallisia, Racinaea, Barfussia 1st. *Till. tectorum* Steven French, 2nd. *Till. seleriana* Marguerite Sexton, 3rd. *Till. andreana* Nalda Wilson.
- 20 Tillandsia Large** (>300mm) Lemeitonia, Wallisia, Racinaea, Barfussia, 1st. *Till. hildae* Dave Weston, 2nd *Till. xerographica* Lynn Hudson, 3rd. *Till. xerographica* Marguerite Sexton
- 21. Flowering Tillandsia, Lemeitonia, Wallisia, Racinaea, Barfussia,** 1st. *T. roland goesselili*, 2nd. *T. xerographica*, 3rd. *T. exserta* Marguerite Sexton
- 22. Multiple Tillandsia** 1st. *Till. ionantha* Marguerite Sexton, 2nd. *Till*, 'Eureka' Josie Cannon, 3rd. *Till, ionantha* Josie Cannon
- 23. Other Tillandsioideae**, *Werauhia*, *Alcantarea*, *Zizkagoudaea* etc 1st. *Werauhia sanguinolenta*, Lesley Hepburn, 2nd. *Zizkagoudaea* Lynn Hudson
- 24. Other Tillandsioideae 3 or more** *Till*. 'Star Trek, Josie Cannon 2nd. *Till* 'Pinito' J. Cannon 3rd. *Till tenuifolia* J. Cannon
- 25. Intergeneric Tillandsioideae** 1st. Lynn Hudson *Zizgoudaea*

### **Congratulations Dave Weston - Grand Champion**

#### **Congratulations to each Member who entered plants, well done.**

I am very happy to report here were 153 entries, most of these were superb! For the first time I did not feel I should refuse an entry as there were none that were crappy - that is excellent. I was pleased I did not have to judge them! There were a few classes that had no entries or not three, but I am sure we will fix that next year!

\* Thank You Nigel & John for interesting presentations and for Judging the plants.

\*Thank You Dave for assisting in the preparation and for taking the photographs.

\* Thank You Nalda for writing the award cards.

\* Thank You to the Tea/Coffee ladies. \*Thank You Sales Ladies.

\* Thank You to each of you who helped to make the two days run smoothly. I am very proud of you.

\* It was a happy day, catching up with friends & making new ones.

\* I was asked how I manage it all - it could not happen without each Member happily doing the chores.

\* Sometimes you just have to put on your big girl panties and get on with it.





June 2021 !!! SHOWTIME !!! June 2021



### Grand Champion of Show



Tillandsia hildae  
Dave Weston

\*\*\*\*\*<

Champion

< Bromelioideae

Max Smith

Neo. 'Red Tiger'x'Spines'

\*\*\*\*\*

Champion

Tillandsioideae >

Lynn Hudson

Goudaea

'White Windows'






**Neoregelias 'Rainbow'**  
Steven French

**'Odessa'**  
Max Smith

**'Joel' x 'Talbot Bushfire'**  
Max Smith









^ 1st. *Tillandsia tectorum* Steven French  
 2nd. *Tillandsia seleriana* - Marguerite Sexton  
 v



*Werauhia sanguinolenta* - >  
 Lesley Hepburn

**ROOTS - Carol Johnson** "Pineapple Place" Longwood, Florida.

Carol Johnson died after a long battle with cancer. No doubt she is tending the Big Bromeliad Garden in the Sky. She is missed.

Bromeliad growers seldom get together to talk about roots. Mostly, the subjects are colour, size, or bloom. Perhaps, like me the whole subject is somewhat of a mystery. Bromeliads are mainly epiphytic plants, yet we have given their root systems a whole new function. Since it is possible to foliar feed nearly all bromeliads, then the potting process is merely for the convenience of the grower. Right? Well, not really. The plants we grow in pots and soil are a far cry from what are collected in natural habitats. With soil and fertilizer (in judicious proportion) it is possible to get large, healthy, as well as beautiful specimen plants. At any rate, we strive to get our offsets to root and that process is the purpose of this article. Let's start making roots...

**Rooting in perlite.** The Florida Federation of Garden Clubs held its State Flower Show in Orlando earlier this year and I was asked to classify the bromeliad entries. Among the entries were two baskets of *Neoregelia* "Fireball". One basket had nice, red-leafed plants. The other basket contained well grown, healthy, green plants and the entry tag said: "Neo. 'Fireball, green form.'" There is only one *Neoregelia* "Fireball" and it is red or green according to the treatment of the roots plus good light, of course. Good, red, Neo 'Fireball' offsets, rooted for about a month in a tray of moist perlite will seldom lose the red colour in the process, whereas putting them directly into soil nearly always makes the plants turn green and often produces excessive growth. Hint: When potting from perlite, do not shake all the perlite off the new roots. Offsets rooted in perlite prior to potting will usually maintain foliage color and this is important especially for the small neoregelias because many of them lose color through at least one blooming when potted directly into regular mix.

is best to use heavy clay pots for the big plants. *Vriesea guttata* does well in soil through the winter months, but unless I bare-root them and grow them through out the summer in empty pots, the plants are just barely alive come fall. Some neoregelias of the *concentrica* type do very well in empty pots. Roots of *Canistrum lindenii* regularly push out onto the soil surface and the plants do very well in empty pots.

**Bottleneck rooting.** Often, a parent plant is almost gone and there is one small offset remaining. The offset is getting no help from the host and will surely die. There is a way to save it. Fill a small-necked glass bottle (a 6oz. Coke bottle is ideal, but scarce nowadays) about 2/3 full of water-just water. Put the offset into the neck of the bottle above the water, not in the water. If the offset falls through, the bottleneck is too big. The stub end of the pup reaches for the moisture and in the process forms roots. It works. Sometimes very, very well. I once had to break the bottle to get the roots free. Results are best with Bromelioideae species, but try it with *Vriesea* and *Guzmania* species also.

**Empty pot.** It is possible to grow perfectly beautiful bromeliads in an empty pot. Why not? That is the way Mother Nature designed them. For many years I have grown *Vriesea* "Red Chestnut" plants upright in empty pots. *Vrieseas* have very poor root systems and during our hot, very humid Florida summers it becomes a losing battle: root prune and repot, pull off dead lower leaves and repot. Seedling Vr."Red Chestnut" plants seem to be OK in soil, but when the base gets big and solid it is time for the empty pot. No leaf drop, very little root development, but the plants do

plants do grow and bloom. It is best to use heavy clay pots for the big plants. *Vriesea guttata* does well in soil through the winter months, but unless I bare-root them and grow them through out the summer in empty pots, the plants are just barely alive come fall. Some neoregelias of the *concentrica* type do very well in empty pots. Roots of *Canistrum lindenii* regularly push out onto the soil surface and the plants do very well in empty pots.

**Rooting season.** Many years of observation have convinced me that all plants respond to lengthening and shortening days. This has been proven in the production of other plants, but no real study has been made of the bromeliad family. Some growers are convinced that bromeliads have an inherent blooming instinct. For example, a *Vriesea* native to Brazil, which blooms there in September (spring) will bloom in Florida in September also. Actually, nearly all of my *Vrieseas* from south of the equator begin the bloom cycle in February (lengthening days) and are through before summer. But, we are discussing roots. It is a real temptation during our warm October and November days in Florida to take and pot offsets from those plants that have finished blooming and are busily reproducing. This past winter was a good example. But very few of the offsets taken and potted during that time made any appreciable growth until the lengthening days of February and March. Plants dependent on strong light, such as neoregelias, were the slowest to respond. What I am really trying to say, simply, is do not expect offsets to root well during short days.

**Root pruning.** Lower leaves of many bromeliads regularly go bad and drop off (or must be pulled off), leaving a gradually growing trunk-like stem. *Neoregelia* species such as *carolinae*, *concentrica*, and *carcharodon* are good examples. Generally, the shy bloomers. I once judged a *Neoregelia carolinae* f. *tricolor* that was deliberately grown with an 8-inch bare trunk. It was attractive and our judging panel was put to the test. We finally gave the plant a red ribbon with a notation that we did "not want to encourage this type of exhibit" Such plants can be cut off anywhere along the stem, repotted, and they will produce new roots. The plant usually alters its growing habit after such repotting, so many growers simply cut off most of the roots and repot in a deeper or bigger pot.

**Pot size.** Those of you who grow bromeliads from seed know that the more often you step up a seedling, the faster it will grow. That is why seedling bromeliads seldom have good form until the second generation. It takes that long to get rid of the baby fat (extra roots). The usual rule is, underpot to control size (fewer roots), overpot and feed for maximum size (abundance of roots).

**Mounted plants.** Plants bare-rooted for shipping or mounting, which have been grown in pots, may as well have their roots trimmed way back. The new habitat requires new roots and new growth habits.

Plants do communicate well. If you are doing something wrong, you may be certain that they will tell you so.

Carol Johnson

reprinted with permission from Florida Council of Bromeliad Societies, Inc.  
Newsletter, June 1993.

# Vitamin F

I have a variety of friends who are all so different in character. How is it possible that I can get along with them all? I think that each one helps to bring out a "different" part of me. With one of them I am polite. With another I joke, with one I can be a bit naughty. Another, I can sit down and talk about serious matters. With another I laugh a lot. I listen to one friend's problems. Then I listen to another one's advice for me.

My friends are like pieces of a jigsaw puzzle. When completed, they form a treasure box. A treasure of friends! They are my friends who understand me better than I understand myself.

They're friends who support me through good days and bad.

We know that friends are good for our health. Doctors call them Vitamin F and count the benefits of friends as essential to our well-being. Research shows that people with strong social circles have less risk of depression and terminal strokes. If you enjoy Vitamin F constantly, you can be up to 30 years younger than your real age. The warmth of friendship stops stress and even in your most intense moments, it decreases the chance of a cardiac arrest or stroke by 50%. I'm so happy that I have a stock of Vitamin F!

In summary, we should value our friends and keep in touch with them.

We should try to see the funny side of things and laugh together and pray for each other in the tough moments.

Thank you so much for contributing to my Vitamin F....

\*\*\*\*\*

Don't do something permanently stupid because you are temporarily upset.

It is better to walk alone than with a crowd going in the wrong direction

Be who you needed when you were younger

If you had to choose between drinking wine everyday or being skinny, which would you choose red or white?


When you forgive you heal. When you let go you grow.

If you have a gun you can rob a bank. If you have bank you can rob everyone.

Forgiveness does not change the past but it does enlarge the future.



Nothing just happens or just gets done,  
Someone has to make it happen or do it.





Tel: (07) 4035 2670 | Fax: (07) 4035 2698

279 Spence Street, Bungalow | PO Box 166, Bungalow QLD 4870

Email: [sales@nuleaf.com.au](mailto:sales@nuleaf.com.au) | [www.nuleaf.com.au](http://www.nuleaf.com.au)

- \*fertilisers \*fungicides \*herbicides \*spraying equipment
- \*plastic pots \*orchid & squat pots \*planter bags \*plant tags
- \*potting mix \*perlite \*vermiculite \*charcoal \*orchid bark
- \*shade cloth \*poly films \*weed control mat



Everything for growing gardens

## Hudson's Bromeliads Down Under

Bromeliads & Tillandsias **Bob & Lynn Hudson** ABN 66 951 932 976

47 Boden St. Edge Hill Cairns

Phone: (07) 40533 913 043752241

email: [lynnie@ledanet.com.au](mailto:lynnie@ledanet.com.au)

[www.bromeliadsdownunder.wordpress.com](http://www.bromeliadsdownunder.wordpress.com)

[tillandsiabob@gmail.com](mailto:tillandsiabob@gmail.com)



Cairns Lovebirds - bred by Karen Stevens

6 Alabama Street, Whiterock, Qld 4868

Phone 0419021302 [bpkstevens@bigpond.com](mailto:bpkstevens@bigpond.com)



## Bloomin Broms & Cairns Society Show

Saturday 4th June 2022

Cominos House, Greenslopes Street, Edge Hill

Special Guest Speakers

Plant Sales & Presentations



\*\*\*\*\*

“Bromeliad Cultivation Notes” by Lynn Hudson

A little how-to book. Cultivation made easy. Basics in language anyone can follow

John Catlan's notes - “Bromeliads Under the Mango Tree”

A ‘must have’ book to help you think and grow your bromeliads better.

Booklet prepared & printed by Lynn Hudson

Both available in bulk at reduced price.

Contact Lynn on 07 40533913 or [lynnie@ledanet.com.au](mailto:lynnie@ledanet.com.au) or

[www.bromeliadsdownunder.wordpress.com](http://www.bromeliadsdownunder.wordpress.com)



“Tillandsias my Way” by Bob Hudson

Tillandsia care Bob's way [tillandsiabob@gmail.com](mailto:tillandsiabob@gmail.com)